

FTM Workshop

27 November 2011

John Donaldson
johndd@iinet.net.au

FTM Workshop

- Presenters
- Doug Elms
- Bubbles Segall
- Robyn Pidcock
- John Donaldson

Program

- **10:10-11:15** **Session: 1**
FTM: How the program works An intro for new users covering the 7 workspaces (JD)

- 11:15-11:35** **Leg Stretch time/ Morning Tea**

- **11:45-12:15** **Session: 2**
Ancestry.com Hints (BS)

- 12:15-1:10** **Lunch:**

- **1:10-2:00** **Session: 3**
Book creation Using (FTM for the Mac) (RP)

- **2:00-2:45** **Session: 4**
FTM 2012 "New Features" an overview and how the new TreeSync™ feature works (JD)

- 2:45-3:00** **Leg Stretch time /Afternoon Tea:**

- **3:00-3:30** **Session: 5**
Charting (DE)

- 3:30-4:00** **Session: 6**
■ Questions from the floor (JD)

FTM 2012 – New Features

- TreeSync™
- Smart Stories™ Improvements
- New Blended Families View
- Simplified Interface for version Upgraders
- New Customized Fact Sentences

Reports

- “New” (Enhanced) Notes Report
- New Index of Individuals Report

Charts

- New Generation Labels
- Additional Options in Descendant Chart
- Adding Text to a Chart

New Features in the Patch

- Ability to sync accepted and rejected hints between FTM & Ancestry
- Option to include/exclude Ancestry media in synced trees
- Undocumented Facts Report
- Outline Descendant Report—Option to list only direct descendants between an ancestor and one descendant
- Task List—Options to include/exclude task attributes and reclaim space for items excluded
- Data Errors Report—Added option to list event dates that are not valid
- Ability to select multiple facts in the source citation link dialog

440 Patch

- **Fixed**
- **TreeSync Improvements**
 - Multiple sync errors fixed
 - Sync upload/download, and incremental sync performance improvements
 - Implied relationships are created on AMT now
 - 3 hour media download time out fixed
 - Sync indicators, icons, states, and sync refresh messaging issues
 - Improved handling of deleted relationships
- **General Performance Improvements**
 - Faster import (from all formats)
 - Faster sync change log generation and display
 - Improved media refresh, thumbnail creation,
 - Improved handling and performance of source citation pasting and changes
- GEDCOM Import/Export—fixed a number of issues (missing/unsupported tags, duplication of media, missing media links)
- Pasting source citation—fixed failure to paste citations to name facts
- Place name parsing—fixed issues related to country and place modifiers
- Login—fixed Web Search login issue
- Maps—fixed accuracy of maps
- Media download—fixed issue where duplicate media items were downloaded in some cases
- Media copy/link—fixed problem where media was copied in cases where it should have been linked
- Smart Stories—fixed issue where smart stories were not updating correctly in some cases
- Conflict resolution—fixed issue where the sex fact wasn't handled correctly in conflict resolution
- Conflict resolution—fixed issue where citation and media conflicts were reported unnecessarily
- Clearer & safer option for deleting online trees from Ancestry
- Title for Extended Family Chart is left justified by default

New Features in FTM for Mac

- TreeSync
- Blended family View
- Add image directly from iSight camera
- OSX Lion Full Screen mode

Version Comparisons

Feature	FTM 2012 Win	FTM for Mac 2
Tree Sync	✓	✓
Blended Family View	✓	✓
Custom Fact Sentence	✓	
New Notes Report	✓	
Add Text anywhere (Charts)	✓	
Add Generation labels (Charts)	✓	
Direct line descendent chart	✓	
Add image directly from iSight Camera		✓
OSX Lion Full Screen mode		✓



Using the Internet to Synchronize FTM

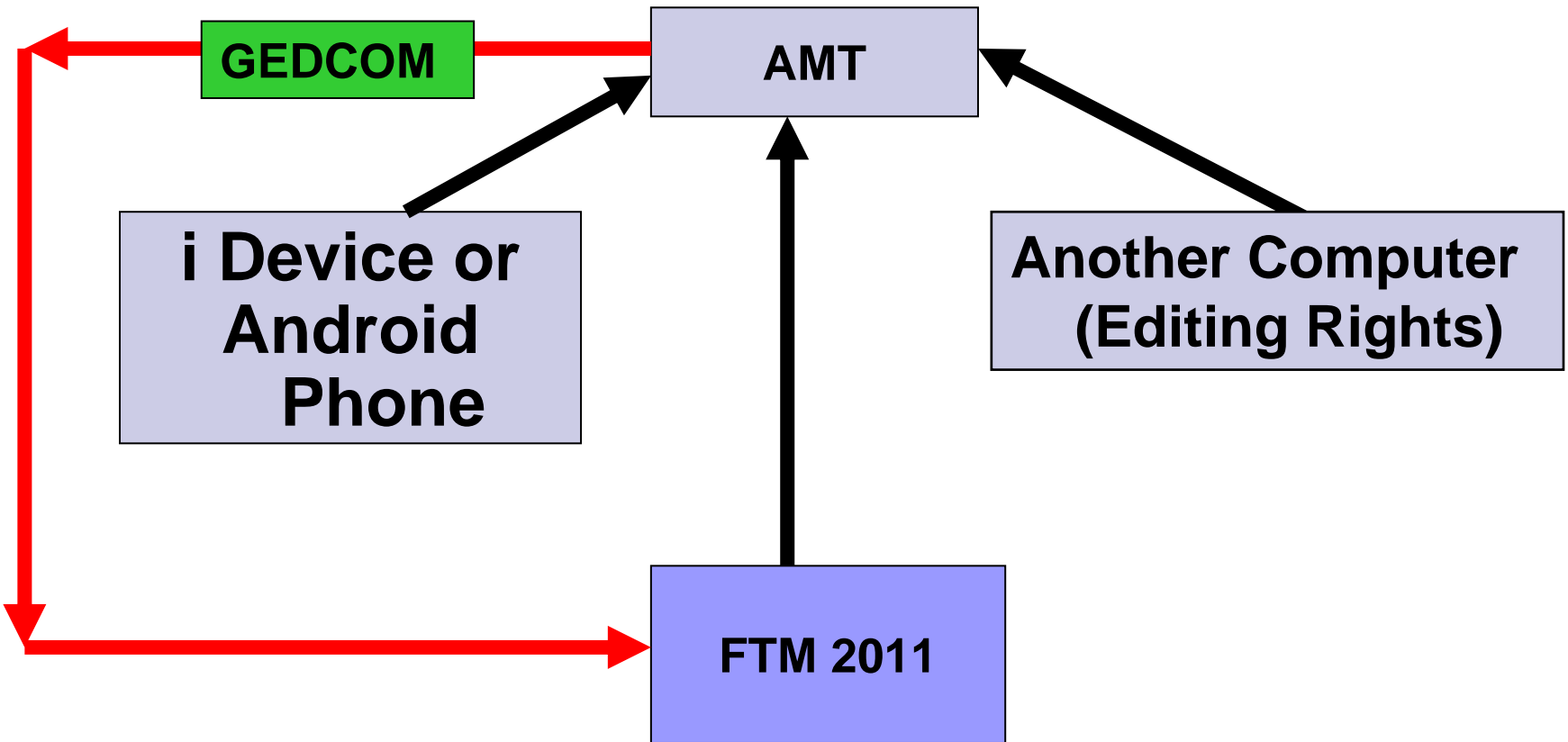
Synchronization



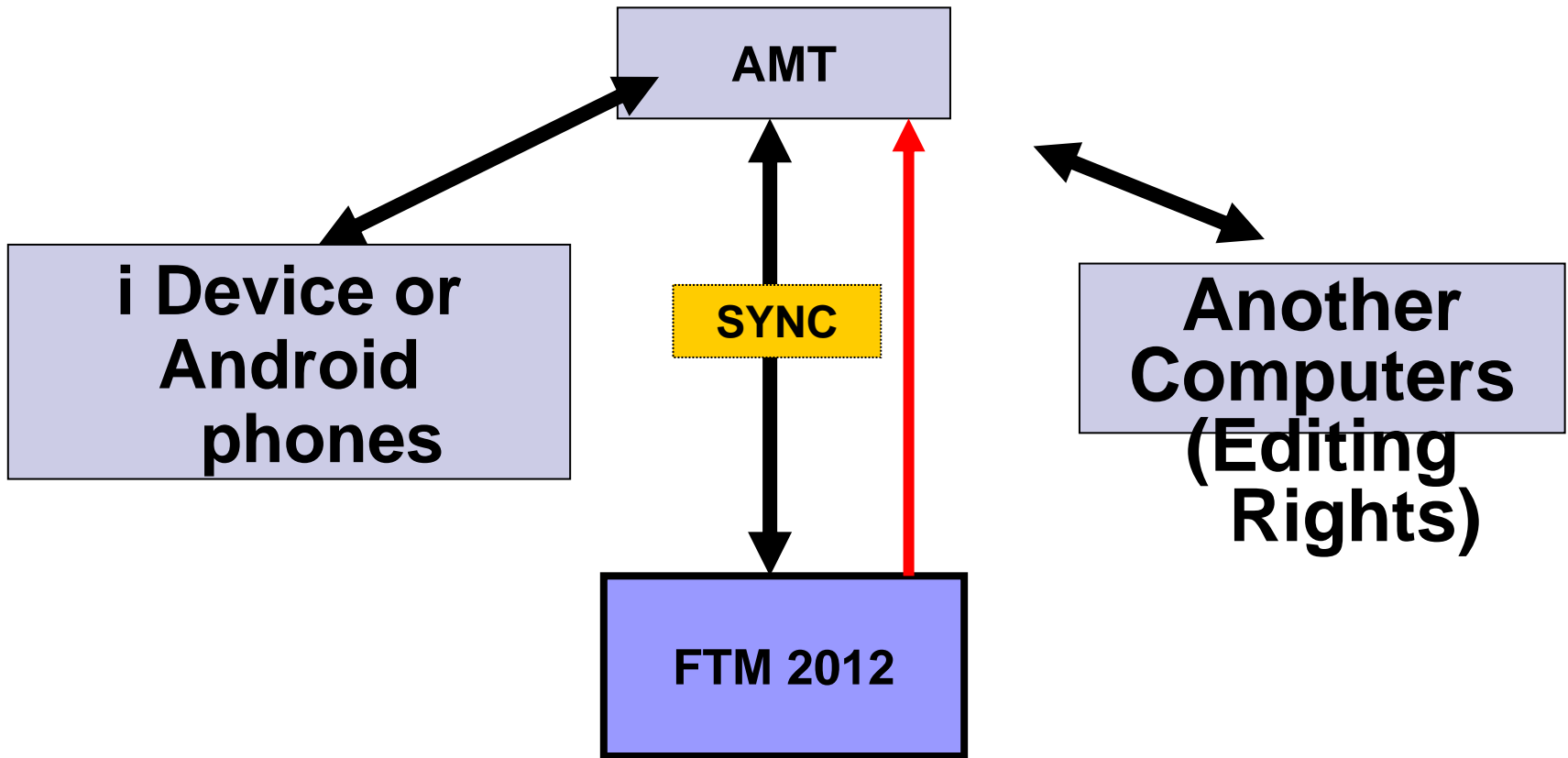
TreeSync™

- The new TreeSync feature lets you create a link between your Family Tree Maker tree and its corresponding tree on Ancestry.com.
- Access and update your tree anytime, anywhere.
- Share your tree online.
- Collaborate with the largest family history community in the world.

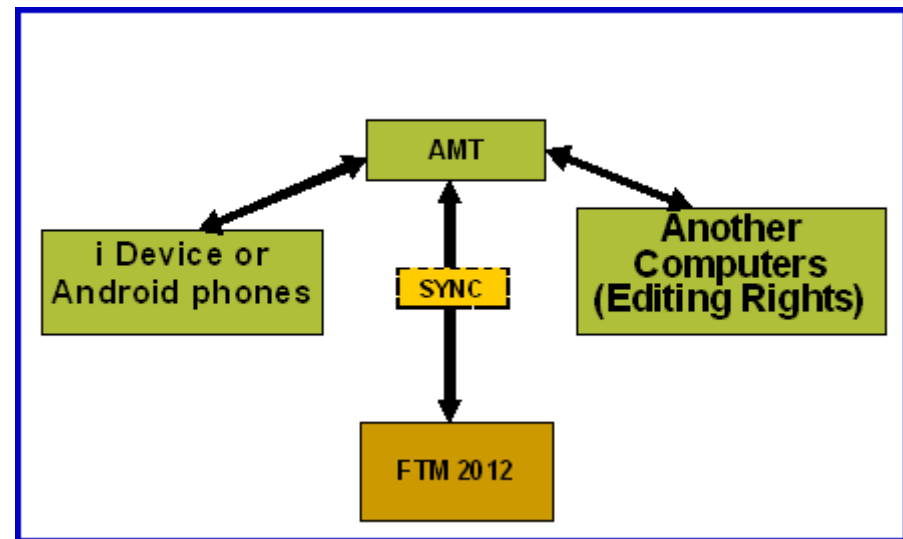
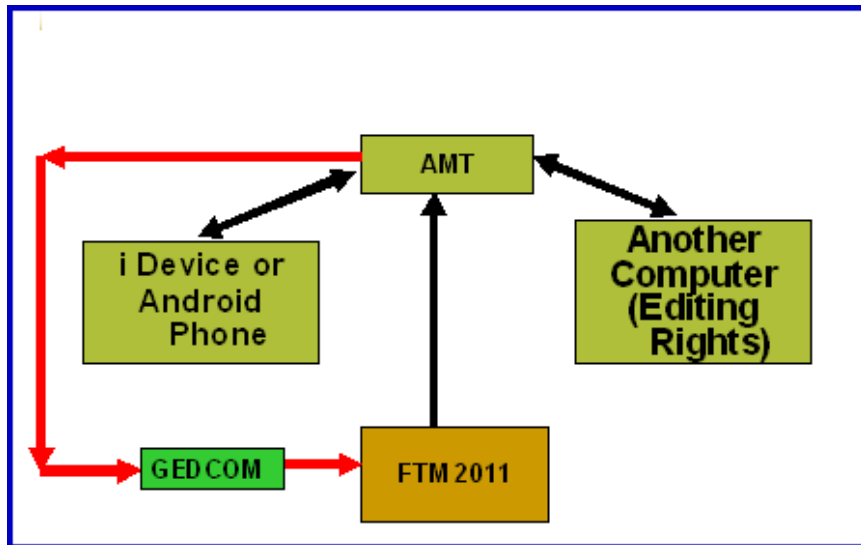
FTM 2011



FTM 2012



Two Syncing Schemes



Privacy of AMT

Two Types of Member Trees

- Personal (Private) and
- Public

Public Member Trees

Public Member Trees

- A Public Member Tree is an individual family tree whose owner has chosen to make the tree. The tree is fully searchable and is available to any user, as long as they have a subscription.

Personal (Private) Member Trees

Personal (Private) Member Trees

- A Personal Member Tree is an individual family tree whose owner has chosen to make the tree private. Personal Member Trees cannot be viewed by other Ancestry members but names, birthplaces and birth dates will appear in search results so members can see if a tree contains an individual they're looking for.

Roles

About Roles



People you invite to see your tree can participate in varying degrees. You can change role settings for anyone you invite at any time.

	Guest	Contributor	Editor
View tree	<input checked="" type="checkbox"/>	<input checked="" type="checkbox"/>	<input checked="" type="checkbox"/>
Leave comments	<input checked="" type="checkbox"/>	<input checked="" type="checkbox"/>	<input checked="" type="checkbox"/>
Add stories and photos		<input checked="" type="checkbox"/>	<input checked="" type="checkbox"/>
Add and edit people			<input checked="" type="checkbox"/>
See living people	<i>Defaulted Off</i>	<i>Defaulted Off</i>	<i>Always On</i>

Setting Roles before you send your Invitation

You can choose roles to control what you will allow your friends and family to work on in your tree. Each person with whom you want to share your tree will have a drop down menu next to their name.

- Choose “**Editor**” if you want to give your cousin full access to add and edit people in your tree.
- Choose “**Contributor**” if you want your cousin to add photos but not change any facts in your tree.
- Choose “**Guest**” if you don’t want your cousin to have any rights except to see your tree.

What is or not synchronized

Facts

- In general fact dates, names, places, and descriptions (including custom and alternate facts) are the same in *Family Tree Maker* and Ancestry trees.
- However, you may find that some fact types are labelled differently. For example, the Physical Description Fact in *Family Tree Maker* is the Description Fact in Ancestry trees.

What is or not synchronized

Media Items

- The caption of a Media item in *Family Tree Maker* is the same as the Picture name field on Ancestry.
- Audio and video items are not transferred between *Family Tree Maker* and Ancestry.
- Media items attached to relationships in *Family Tree Maker* are not uploaded to Ancestry.com.

What is or not synchronized

Notes

- In *Family Tree Maker* you can create a variety of notes: person, research, fact, relationship, media, and source citation. When you upload a tree to Ancestry only person notes will be included; they can only be viewed by people you have invited to your online tree.

What is or not synchronized

Places

- If you have entered shortened display names for locations or custom GPS coordinates in *Family Tree Maker*, they will not be included in your Ancestry tree.

What is or not synchronized

Publications

- Saved reports, charts, and books cannot be transferred from *Family Tree Maker* to Ancestry.

What is or not synchronized

Relationships

- In *Family Tree Maker* only you can view information you've entered for a living individual. In your Ancestry tree, anyone who is invited to your tree can view information about living individuals.

What is or not synchronized

Sources

- Sources created in *Family Tree Maker* using source templates will transfer to Ancestry, but you cannot edit these sources online.
- Media items attached to source citations in *Family Tree Maker* will be uploaded; media items attached to sources in *Family Tree Maker* will not be uploaded.

What is or not synchronized

Stories

- A story created on Ancestry.com will become a .htm file in *Family Tree Maker*, which can be viewed in a Web browser. You can edit the text in a word-processing program.
- Smart Stories created in *Family Tree Maker* will become .RTF text files in Ancestry. The story can't be viewed within your Ancestry tree, but the document can be downloaded. (Smart Stories are uploaded only if they are attached to individuals).

New Year's FTM Workshops

- Sunday February 2012
- Sunday 14 October 2012